


TOCON_BLUE9

GaP blue light detector with integrated amplifier

GENERAL FEATURES



Properties of the TOCON_BLUE9

- GaP detector for blue light radiation in TO5 housing
- detection of incoherent blue light according to guideline 2006/25/EC
- 0...5 V voltage output, peak wavelength at 445 nm
- max. radiation (saturation limit) at peak is 900 mW/cm²,
minimum radiation (resolution limit) is 90 μW/cm²
- Applications: measurement of very high blue light irradiation, occupational safety

What is a TOCON?

A TOCON is a UV photodetector with integrated amplifier converting UV radiation into a 0...5 V voltage output. The V_{out} pin of the TOCON can be directly connected to a controller, a voltmeter or any other data analyzing device with voltage input. Modern electronic components and a hermetically sealed metal housing with UV glass window eliminate noise caused by parasitic paths inside the package and EMI. A TOCON is a perfect solution for each industrial UV sensing application starting from flame or fire detection at pW/cm² level up to UV curing lamp control at W/cm² level. This thirteen orders of magnitude measurement range is covered by ten different TOCONs that differ by their sensitivity. The TOCONs are produced as UV broadband sensors or with filters for selective measurement.

NOMENCLATURE

TOCON_	ABC, A, B, C, E, blue or GaP	1 ... 10
	Spectral response	Irradiance limits (V_{supply}=5V, λ = λ_{max})
	ABC = broadband λ _{max} = 290 nm λ _{S10%} = 227 nm ... 360 nm	1 = 1.8 pW/cm ² ... 18 nW/cm ²
	A = UVA λ _{max} = 331 nm λ _{S10%} = 309 nm ... 367 nm	2 = 18 pW/cm ² ... 180 nW/cm ²
	B = UVB λ _{max} = 280 nm λ _{S10%} = 243 nm ... 303 nm	3 = 180 pW/cm ² ... 1.8 μW/cm ²
	C = UVC λ _{max} = 275 nm λ _{S10%} = 225 nm ... 287 nm	4 = 1.8 nW/cm ² ... 18 μW/cm ²
	Blue = blue light λ _{max} = 445 nm λ _{S10%} = 390 nm ... 515 nm	5 = 18 nW/cm ² ... 180 μW/cm ²
	GaP = UV + VIS λ _{max} = 445 nm λ _{S10%} = 240 nm ... 560 nm	6 = 180 nW/cm ² ... 1.8 mW/cm ²
	E = UV-Index spectral response according to ISO 17166	7 = 1.8 μW/cm ² ... 18 mW/cm ²
		8 = 18 μW/cm ² ... 180 mW/cm ²
		9 = 180 μW/cm ² ... 1.8 W/cm ²
		10 = 1.8 mW/cm ² ... 18 W/cm ²
		2 = UVI 0 ... 30

TOCON_BLUE9

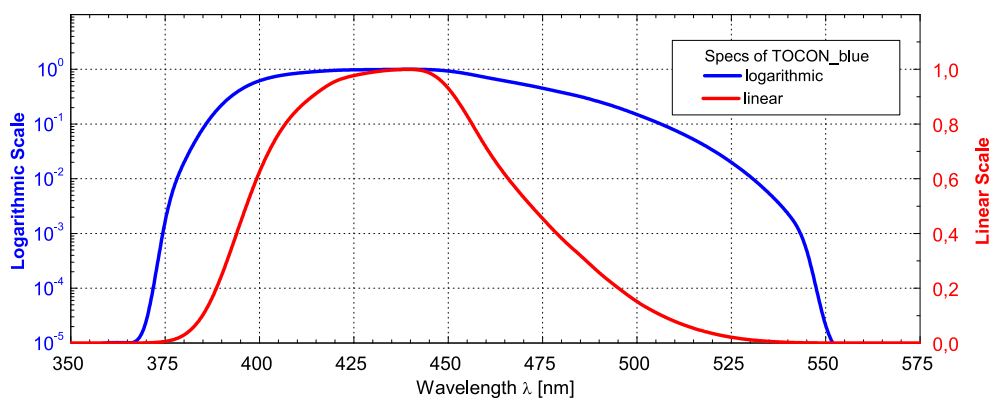
GaP blue light detector with integrated amplifier



SPECIFICATIONS

Parameter	Symbol	Value	Unit
Spectral Characteristics			
Typical Responsivity at Peak Wavelength	S_{max}	5.6	mV/mW/cm ²
Wavelength of max. Spectral Responsivity	λ_{max}	445	nm
Responsivity Range ($S=0.1*S_{max}$)	–	390 ... 515	nm
General Characteristics (T=25°C, V_{supply}=+5 V)			
Supply Voltage range	V _{Supply}	2.5 ... 5	V
Saturation Voltage	V _{Sat}	V _{Supply} - 5%	V
Typical dark output voltage at 10 MOhm load	V _{Offset}	700	μV
Typical temperature Coefficient at Peak	T _c	< -0.5	%/K
Typical Current Consumption	I	150	μA
Bandwidth (-3 dB)	B	15	Hz
Risetime (10-90%)	t _{rise}	0.059	s
<i>(SHORTER RISE TIME AND BANDWIDTH ON REQUEST)</i>			
Maximum Ratings			
Operating Temperature	T _{opt}	-25 ... +85	°C
Storage Temperature	T _{stor}	-40 ... +100	°C
Maximum soldering temperature (for 3 seconds)	T _{sold}	300	°C

NORMALIZED SPECTRAL RESPONSIVITY

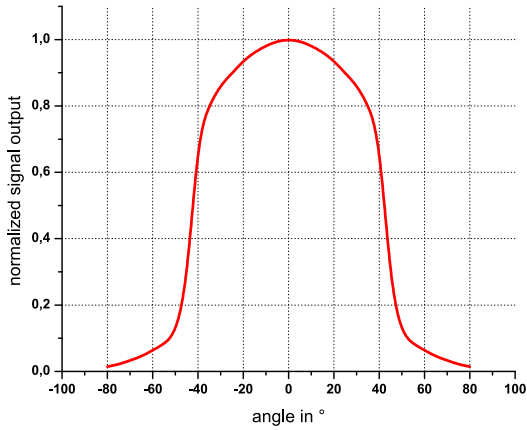


TOCON_BLUE9

GaP blue light detector with integrated amplifier

FIELD OF VIEW

▶ 3/4

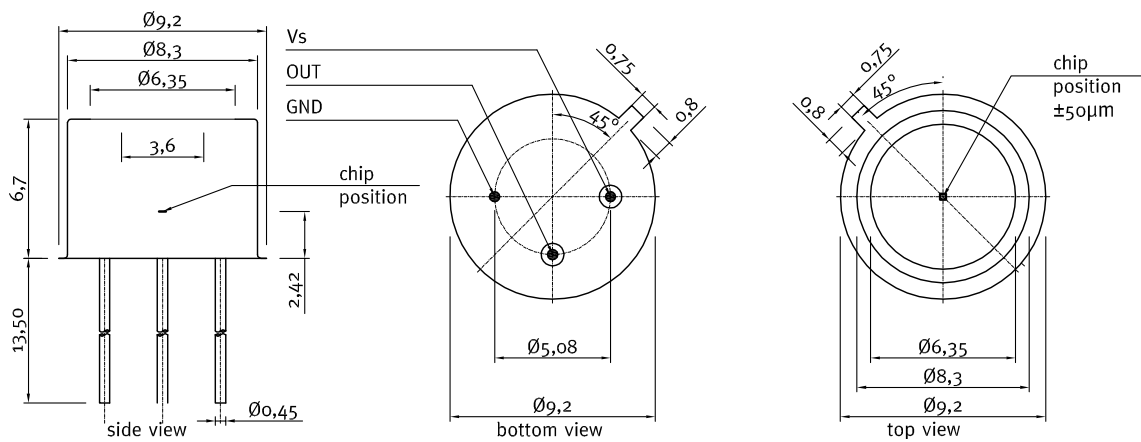


Measurement Setup:

lamp aperture diameter: 10 mm
distance lamp aperture to second aperture: 17 mm
second aperture diameter: 10 mm
distance second aperture to detector: 93 mm

pivot level = top surface of the detector window

DRAWING



TOCON_BLUE9


GaP blue light detector with integrated amplifier

APPLICATION NOTE FOR TOCONs

The TOCONs need a supply voltage of $V_{\text{supply}} = 2.5 \dots 5 V_{\text{DC}}$ and can be directly connected to a controller or voltmeter. Please note that the theoretic maximum signal output is always a little less (approx. 5%) than the supply voltage. To learn more about perfect use of the TOCONs please refer to the TOCON FAQ list published at www.sglux.com.

CAUTION! Wrong wiring leads to destruction of the device.

For easy setup of the device please ask for a TOCON starter kit.



Miniature steel housing with M12x1 thread for the TOCON series

- Optional feature for all TOCON detectors
- Robust stainless steel M12x1 thread body, length 32 mm
- Integrated sensor connector (Binder 4-Pin plug) with 2m connector cable
- Easy to mount and to connect



Miniature PTFE housing with M12x1 thread for the TOCON series

- Optional feature for all TOCON detectors without concentrator lens
- Teflon (PTFE) M12x1 thread body, length 31 mm
- Wide field of view, dirt-repellant, water proof at wet side (IP 68)
- Integrated sensor connector (Binder 4-Pin plug) with 2m connector cable
- Easy to mount and connect, cleanable

The PTFE housing reduces the signal output by approx. 95%. Please consider this while selecting the TOCON's sensitivity range.



Plastic probes

- Optional feature for all TOCON detectors
- UV probes in small plastic housings with a TOCON inside
- Customized housings available
- Easy to mount and to connect
- Integrated sensor connector (Binder 4-Pin plug)
- Cable available



Water pressure proof TOCON housing

- Optional feature for all TOCON detectors without concentrator lens
- G1/4" thread, 10 bar water pressure proof
- Customized housings available
- Easy to mount and to connect
- Integrated sensor connector (Binder 5-Pin plug)
- Cable available